

แนวทางการ



กรมการขนส่งทางบกได้ดำเนินการปรับปรุงแก้ไขกฎหมายที่เกี่ยวข้อง และเพิ่มมาตรการ

ระบบการขนส่งสาธารณะที่ปลอดภัยและเชื่อถือได้เป็นสิ่งจำเป็นสำหรับการพัฒนาที่ยั่งยืน

[illegible]

Age Group	Don't know	No	Yes	Probably yes	Probably no
18-24	10%	10%	40%	25%	15%
25-34	10%	10%	40%	25%	15%
35-44	10%	10%	40%	25%	15%
45-54	10%	10%	40%	25%	15%
55-64	10%	10%	40%	25%	15%
65-74	10%	10%	40%	25%	15%
75+	10%	10%	40%	25%	15%

[illegible][illegible]

Age Group	Percentage (%)
18-24 years	10
25-34 years	25
35-44 years	35
45-54 years	20
55-64 years	10
65-74 years	10
75+ years	10

Year	Publications
1980	0
1981	0
1982	0
1983	0
1984	0
1985	0
1986	0
1987	0
1988	0
1989	0
1990	0
1991	0
1992	0
1993	0
1994	0
1995	0
1996	0
1997	0
1998	0
1999	0
2000	0
2001	0
2002	0
2003	0
2004	0
2005	0
2006	0
2007	0
2008	900
2009	800
2010	700



Age Group	Percentage
18-24	18%
25-34	22%
35-44	15%
45-54	12%
55-64	10%
65-74	8%
75-84	5%
85+	3%




Figure 1: Schematic representation of the experimental design. The figure shows a sequence of events: a fixation cross (500 ms), a stimulus (1000 ms), and a response (1000 ms). The stimulus is a 10x10 grid of colored squares. The response is a 10x10 grid of colored squares. The stimulus and response are compared to determine if they are the same or different. The response is then compared to the stimulus to determine if it is the same or different. The response is then compared to the stimulus to determine if it is the same or different.


Figure 1. The effect of the concentration of the inhibitor on the rate of polymerization of the monomer. The reaction conditions were: $[M] = 0.05 \text{ mol/L}$, $[AIBN] = 0.001 \text{ mol/L}$, $[I] = 0.001 \text{ mol/L}$, $[I] = 0.002 \text{ mol/L}$, $[I] = 0.004 \text{ mol/L}$, $[I] = 0.008 \text{ mol/L}$, $[I] = 0.016 \text{ mol/L}$, $[I] = 0.032 \text{ mol/L}$, $[I] = 0.064 \text{ mol/L}$, $[I] = 0.128 \text{ mol/L}$, $[I] = 0.256 \text{ mol/L}$, $[I] = 0.512 \text{ mol/L}$, $[I] = 1.024 \text{ mol/L}$, $[I] = 2.048 \text{ mol/L}$, $[I] = 4.096 \text{ mol/L}$, $[I] = 8.192 \text{ mol/L}$, $[I] = 16.384 \text{ mol/L}$, $[I] = 32.768 \text{ mol/L}$, $[I] = 65.536 \text{ mol/L}$, $[I] = 131.072 \text{ mol/L}$, $[I] = 262.144 \text{ mol/L}$, $[I] = 524.288 \text{ mol/L}$, $[I] = 1048.576 \text{ mol/L}$, $[I] = 2097.152 \text{ mol/L}$, $[I] = 4194.304 \text{ mol/L}$, $[I] = 8388.608 \text{ mol/L}$, $[I] = 16777.216 \text{ mol/L}$, $[I] = 33554.432 \text{ mol/L}$, $[I] = 67108.864 \text{ mol/L}$, $[I] = 134217.728 \text{ mol/L}$, $[I] = 268435.456 \text{ mol/L}$, $[I] = 536870.912 \text{ mol/L}$, $[I] = 1073741.824 \text{ mol/L}$, $[I] = 2147483.648 \text{ mol/L}$, $[I] = 4294967.296 \text{ mol/L}$, $[I] = 8589934.592 \text{ mol/L}$, $[I] = 17179869.184 \text{ mol/L}$, $[I] = 34359738.368 \text{ mol/L}$, $[I] = 68719476.736 \text{ mol/L}$, $[I] = 137438953.472 \text{ mol/L}$, $[I] = 274877906.944 \text{ mol/L}$, $[I] = 549755813.888 \text{ mol/L}$, $[I] = 1099511627.776 \text{ mol/L}$, $[I] = 2199023255.552 \text{ mol/L}$, $[I] = 4398046511.104 \text{ mol/L}$, $[I] = 8796093022.208 \text{ mol/L}$, $[I] = 17592186044.416 \text{ mol/L}$, $[I] = 35184372088.832 \text{ mol/L}$, $[I] = 70368744177.664 \text{ mol/L}$, $[I] = 140737488355.328 \text{ mol/L}$, $[I] = 281474976710.656 \text{ mol/L}$, $[I] = 562949953421.312 \text{ mol/L}$, $[I] = 1125899906842.624 \text{ mol/L}$, $[I] = 2251799813685.248 \text{ mol/L}$, $[I] = 4503599627370.496 \text{ mol/L}$, $[I] = 9007199254740.992 \text{ mol/L}$, $[I] = 18014398509481.984 \text{ mol/L}$, $[I] = 36028797018963.968 \text{ mol/L}$, $[I] = 72057594037927.936 \text{ mol/L}$, $[I] = 144115188075855.872 \text{ mol/L}$, $[I] = 288230376151711.744 \text{ mol/L}$, $[I] = 576460752303423.488 \text{ mol/L}$, $[I] = 1152921504606846.976 \text{ mol/L}$, $[I] = 2305843009213693.952 \text{ mol/L}$, $[I] = 4611686018427387.904 \text{ mol/L}$, $[I] = 9223372036854775.808 \text{ mol/L}$, $[I] = 18446744073709551.616 \text{ mol/L}$, $[I] = 36893488147419103.232 \text{ mol/L}$, $[I] = 73786976294838206.464 \text{ mol/L}$, $[I] = 147573952589676412.928 \text{ mol/L}$, $[I] = 295147905179352825.856 \text{ mol/L}$, $[I] = 590295810358705651.712 \text{ mol/L}$, $[I] = 1180591620717411303.424 \text{ mol/L}$, $[I] = 2361183241434822606.848 \text{ mol/L}$, $[I] = 4722366482869645213.696 \text{ mol/L}$, $[I] = 9444732965739290427.392 \text{ mol/L}$, $[I] = 18889465931478580854.784 \text{ mol/L}$, $[I] = 37778931862957161709.568 \text{ mol/L}$, $[I] = 75557863725914323419.136 \text{ mol/L}$, $[I] = 151115727451828646838.272 \text{ mol/L}$, $[I] = 302231454903657293676.544 \text{ mol/L}$, $[I] = 604462909807314587353.088 \text{ mol/L}$, $[I] = 1208925819614629174706.176 \text{ mol/L}$, $[I] = 2417851639229258349412.352 \text{ mol/L}$, $[I] = 4835703278458516698824.704 \text{ mol/L}$, $[I] = 9671406556917033397649.408 \text{ mol/L}$, $[I] = 19342813113834066795298.816 \text{ mol/L}$, $[I] = 38685626227668133590597.632 \text{ mol/L}$, $[I] = 77371252455336267181195.264 \text{ mol/L}$, $[I] = 154742504910672534362390.528 \text{ mol/L}$, $[I] = 309485009821345068724781.056 \text{ mol/L}$, $[I] = 618970019642690137449562.112 \text{ mol/L}$, $[I] = 1237940039285380274899124.224 \text{ mol/L}$, $[I] = 2475880078570760549798248.448 \text{ mol/L}$, $[I] = 4951760157141521099596496.896 \text{ mol/L}$, $[I] = 9903520314283042199192993.792 \text{ mol/L}$, $[I] = 19807040628566084398385987.584 \text{ mol/L}$, $[I] = 39614081257132168796771975.168 \text{ mol/L}$, $[I] = 79228162514264337593543950.336 \text{ mol/L}$, $[I] = 158456325028528675187087900.672 \text{ mol/L}$, $[I] = 316912650057057350374175801.344 \text{ mol/L}$, $[I] = 633825300114114700748351602.688 \text{ mol/L}$, $[I] = 1267650600228229401496703205.376 \text{ mol/L}$, $[I] = 2535301200456458802993406410.752 \text{ mol/L}$, $[I] = 5070602400912917605986812821.504 \text{ mol/L}$, $[I] = 10141204801825835211973625643.008 \text{ mol/L}$, $[I] = 20282409603651670423947251286.016 \text{ mol/L}$, $[I] = 40564819207303340847894502572.032 \text{ mol/L}$, $[I] = 81129638414606681695789005144.064 \text{ mol/L}$, $[I] = 162259276829213363391578010288.128 \text{ mol/L}$, $[I] = 324518553658426726783156020576.256 \text{ mol/L}$, $[I] = 649037107316853453566312041152.512 \text{ mol/L}$, $[I] = 1298074214633706907132624082305.024 \text{ mol/L}$, $[I] = 2596148429267413814265248164610.048 \text{ mol/L}$, $[I] = 5192296858534827628530496329220.096 \text{ mol/L}$, $[I] = 10384593717069655257060992658440.192 \text{ mol/L}$, $[I] = 20769187434139310514121985316880.384 \text{ mol/L}$, $[I] = 41538374868278621028243970633760.768 \text{ mol/L}$, $[I] = 83076749736557242056487941267521.536 \text{ mol/L}$, $[I] = 16615349947311448411297$


1. **Introduction**
 2. **Background**
 3. **Methodology**
 4. **Results**
 5. **Discussion**
 6. **Conclusion**
 7. **References**
 8. **Appendix**
 9. **Index**
 10. **Table of Contents**
 11. **Figure 1**
 12. **Figure 2**
 13. **Figure 3**
 14. **Figure 4**
 15. **Figure 5**
 16. **Figure 6**
 17. **Figure 7**
 18. **Figure 8**
 19. **Figure 9**
 20. **Figure 10**
 21. **Figure 11**
 22. **Figure 12**
 23. **Figure 13**
 24. **Figure 14**
 25. **Figure 15**
 26. **Figure 16**
 27. **Figure 17**
 28. **Figure 18**
 29. **Figure 19**
 30. **Figure 20**
 31. **Figure 21**
 32. **Figure 22**
 33. **Figure 23**
 34. **Figure 24**
 35. **Figure 25**
 36. **Figure 26**
 37. **Figure 27**
 38. **Figure 28**
 39. **Figure 29**
 40. **Figure 30**
 41. **Figure 31**
 42. **Figure 32**
 43. **Figure 33**
 44. **Figure 34**
 45. **Figure 35**
 46. **Figure 36**
 47. **Figure 37**
 48. **Figure 38**
 49. **Figure 39**
 50. **Figure 40**
 51. **Figure 41**
 52. **Figure 42**
 53. **Figure 43**
 54. **Figure 44**
 55. **Figure 45**
 56. **Figure 46**
 57. **Figure 47**
 58. **Figure 48**
 59. **Figure 49**
 60. **Figure 50**
 61. **Figure 51**
 62. **Figure 52**
 63. **Figure 53**
 64. **Figure 54**
 65. **Figure 55**
 66. **Figure 56**
 67. **Figure 57**
 68. **Figure 58**
 69. **Figure 59**
 70. **Figure 60**
 71. **Figure 61**
 72. **Figure 62**
 73. **Figure 63**
 74. **Figure 64**
 75. **Figure 65**
 76. **Figure 66**
 77. **Figure 67**
 78. **Figure 68**
 79. **Figure 69**
 80. **Figure 70**
 81. **Figure 71**
 82. **Figure 72**
 83. **Figure 73**
 84. **Figure 74**
 85. **Figure 75**
 86. **Figure 76**
 87. **Figure 77**
 88. **Figure 78**
 89. **Figure 79**
 90. **Figure 80**
 91. **Figure 81**
 92. **Figure 82**
 93. **Figure 83**
 94. **Figure 84**
 95. **Figure 85**
 96. **Figure 86**
 97. **Figure 87**
 98. **Figure 88**
 99. **Figure 89**
 100. **Figure 90**
 101. **Figure 91**
 102. **Figure 92**
 103. **Figure 93**
 104. **Figure 94**
 105. **Figure 95**
 106. **Figure 96**
 107. **Figure 97**
 108. **Figure 98**
 109. **Figure 99**
 110. **Figure 100**
 111. **Figure 101**
 112. **Figure 102**
 113. **Figure 103**
 114. **Figure 104**
 115. **Figure 105**
 116. **Figure 106**
 117. **Figure 107**
 118. **Figure 108**
 119. **Figure 109**
 120. **Figure 110**
 121. **Figure 111**
 122. **Figure 112**
 123. **Figure 113**
 124. **Figure 114**
 125. **Figure 115**
 126. **Figure 116**
 127. **Figure 117**
 128. **Figure 118**
 129. **Figure 119**
 130. **Figure 120**
 131. **Figure 121**
 132. **Figure 122**
 133. **Figure 123**
 134. **Figure 124**
 135. **Figure 125**
 136. **Figure 126**
 137. **Figure 127**
 138. **Figure 128**
 139. **Figure 129**
 140. **Figure 130**
 141. **Figure 131**
 142. **Figure 132**
 143. **Figure 133**
 144. **Figure 134**
 145. **Figure 135**
 146. **Figure 136**
 147. **Figure 137**
 148. **Figure 138**
 149. **Figure 139**
 150. **Figure 140**
 151. **Figure 141**
 152. **Figure 142**
 153. **Figure 143**
 154. **Figure 144**
 155. **Figure 145**
 156. **Figure 146**
 157. **Figure 147**
 158. **Figure 148**
 159. **Figure 149**
 160. **Figure 150**
 161. **Figure 151**
 162. **Figure 152**
 163. **Figure 153**
 164. **Figure 154**
 165. **Figure 155**
 166. **Figure 156**
 167. **Figure 157**
 168. **Figure 158**
 169. **Figure 159**
 170. **Figure 160**
 171. **Figure 161**
 172. **Figure 162**
 173. **Figure 163**
 174. **Figure 164**
 175. **Figure 165**
 176. **Figure 166**
 177. **Figure 167**
 178. **Figure 168**
 179. **Figure 169**
 180. **Figure 170**
 181. **Figure 171**
 182. **Figure 172**
 183. **Figure 173**
 184. **Figure 174**
 185. **Figure 175**
 186. **Figure 176**
 187. **Figure 177**
 188. **Figure 178**
 189. **Figure 179**
 190. **Figure 180**
 191. **Figure 181**
 192. **Figure 182**
 193. **Figure 183**
 194. **Figure 184**
 195. **Figure 185**
 196. **Figure 186**
 197. **Figure 187**
 198. **Figure 188**
 199. **Figure 189**
 200. **Figure 190**
 201. **Figure 191**
 202. **Figure 192**
 203. **Figure 193**
 204. **Figure 194**
 205. **Figure 195**
 206. **Figure 196**
 207. **Figure 197**
 208. **Figure 198**
 209. **Figure 199**
 210. **Figure 200**
 211. **Figure 201**
 212. **Figure 202**
 213. **Figure 203**
 214. **Figure 204**
 215. **Figure 205**
 216. **Figure 206**
 217. **Figure 207**
 218

Age Group	Percentage
18-24	~12%
25-34	~38%
35-44	~32%
45-54	~28%
55-64	~22%
65-74	~18%
75-84	~10%
85+	~5%

[illegible]









บันทึกข้อความ

สามารถ

สามารถ

สามารถ